



Kowa nonmyd 7

Non-mydriatic retinal camera



Now
approved
by the NDESP

The Kowa nonmyd 7 camera for retinal screening has been approved for digital photography use in Diabetic Eye Screening by the NHS Diabetic Eye Screening Programme

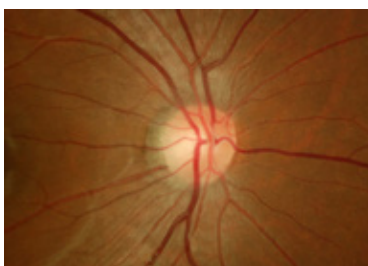
www.kowamedical.com



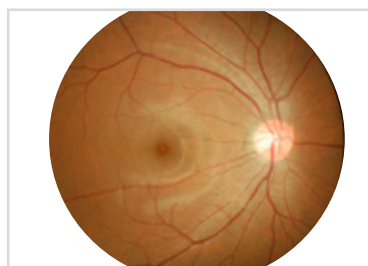
The Kowa nonmyd 7 is an easy to use, non-mydratic retinal camera that offers high resolution retinal imaging in three easy steps – simply align, focus and shoot

With its dual optical magnifications for enhanced detail imaging (45° / 20°), high levels of clinical detail are captured enabling you to offer high quality patient care.

The camera can be used with a Windows desktop or notebook PC that is installed with Kowa's VK-2 digital imaging software allowing automatic image saving for viewing at your convenience.



20°



45°

Key benefits

- Superior image quality of the retina and anterior for high quality patient care
- Easy to operate allowing more efficient workflow
- Durable, robust build quality
- Full user control for optimal performance
- A long term solution with upgradable DSLR camera back
- Efficient workflow through advanced networking & connectivity

Product features

- 16 megapixel, high resolution using a Nikon® camera
- Internal 3 point fixation targets
- 45°/20° field by optical magnification for enhanced detail of clinical features
- Portable VK-2 imaging software included
- Fingertip control
- Connects to laptop or desktop Windows 7® PC (32/64 bit)
- Small pupil mode

Options

- **External fixation light**

Retinal camera Non-mydratric	Retinal camera Special function	Software	Refraction	Diagnostic	Anterior
---------------------------------	------------------------------------	----------	------------	------------	----------

Outstanding performance and easy operation

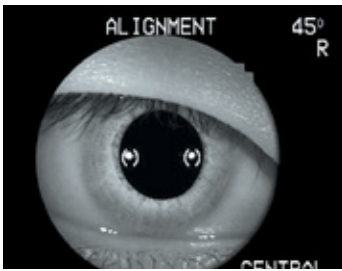
Kowa nonmyd 7 utilises a 16 megapixel digital camera offering high quality imaging together with an easy to use image filing software, Kowa portable VK-2.

'Plug and play' interface makes set-up and operation quick and easy. The camera can be used with a Windows desktop or notebook that is installed with Kowa's portable VK-2 digital imaging software allowing automatic image saving for viewing at your convenience.

Ideal for Diabetic Retinopathy screening (approved by the NDESP - NHS Diabetic Eye Screening Programme).

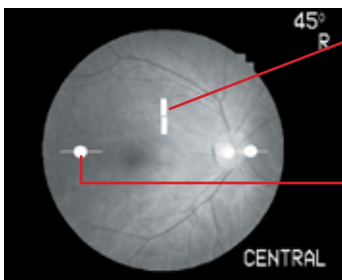


Easy alignment



Once alignment of the anterior segment is made, simply press the button in front of the joystick to shift to the fundus alignment.

Focus



Split luminous bars (focusing)

Alignment for working distance

Shoot



Temporal



Central



Nasal

Specifications

Field angle	45° / 20° two angles (optical)
Working distance	30mm (distance of examined eye to front end of objective lens)
Effective pupil diameter	ø4mm (small pupil mode: ø3.7mm)
Compensation range of examined eye	Without compensation: -15D ~ +13D - compensation: -33D ~ -11D + compensation: +10D ~ +40D
Focusing	Split luminous bars coincidence
Working distance adjustment	2 luminous dots indication type (anterior segment / fundus electrically switched)
Internal fixation target	4 fixed dots switching type
External fixation target	Red light, blinking (option)
Monitor	5.5 inch LCD monitor
Auto OFF function	With time setting function
Optical head base adjustment range	Forward / backward: 40mm Leftward / rightward: 100mm Vertical (electric): 30mm
Chin rest adjustment range	60mm (electric)
Applicable digital camera	Specific Nikon digital SLR camera
Power Supply	Input: AC100V - AC230V 50/60Hz Power Consumption: 200VA (normal) / 250VA (maximum)
Dimensions	310 (W) x 504 (D) x 548 (H) mm
Weight	21kg / 46lbs (excluding the attached digital SLR camera)

Images of the monitor are compositions.

nonmyd is a registered trademark of **Kowa Company, Ltd.** in the United States, Germany, Japan and other countries.

Specifications and appearances are subject to change without notice.



For further information please visit www.kowamedical.com



Kowa Optimed Europe Ltd

Sandhurst House, 297 Yorktown Road, Sandhurst, Berkshire, GU47 0QA, UK.

Phone: +44 (0) 1276 937021. Facsimile: +44 (0) 1276 937 023.

E-Mail: medicaluk@kowaoptimed.com

Web: www.kowamedical.com

Kowa Optimed Deutschland GmbH

Bendemannstraße 9, 40210 Düsseldorf, Germany.

Phone: +49 (0) 211 542184-00. Facsimile: +49 (0) 211 542184-10.

E-Mail: medicalde@kowaoptimed.com

Web: www.kowamedical.com

DISTRIBUTOR:



KOWAISS017/PB_1